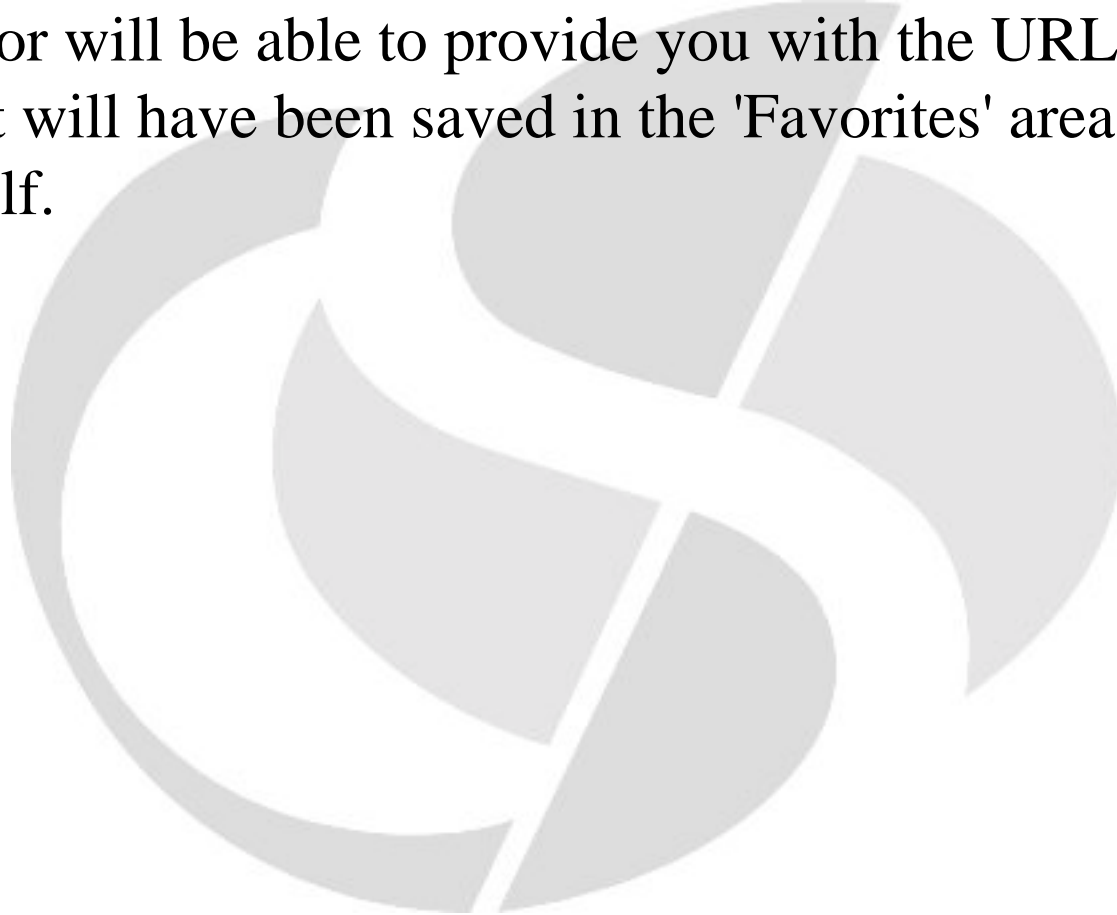




Discoverer 9i Plus is run via a browser, the Systems Administrator will be able to provide you with the URL for the product or it will have been saved in the 'Favorites' area of the browser itself.



Introduction - How to run Discoverer 9i Plus



The first page displayed will display all available userids for the user to connect with

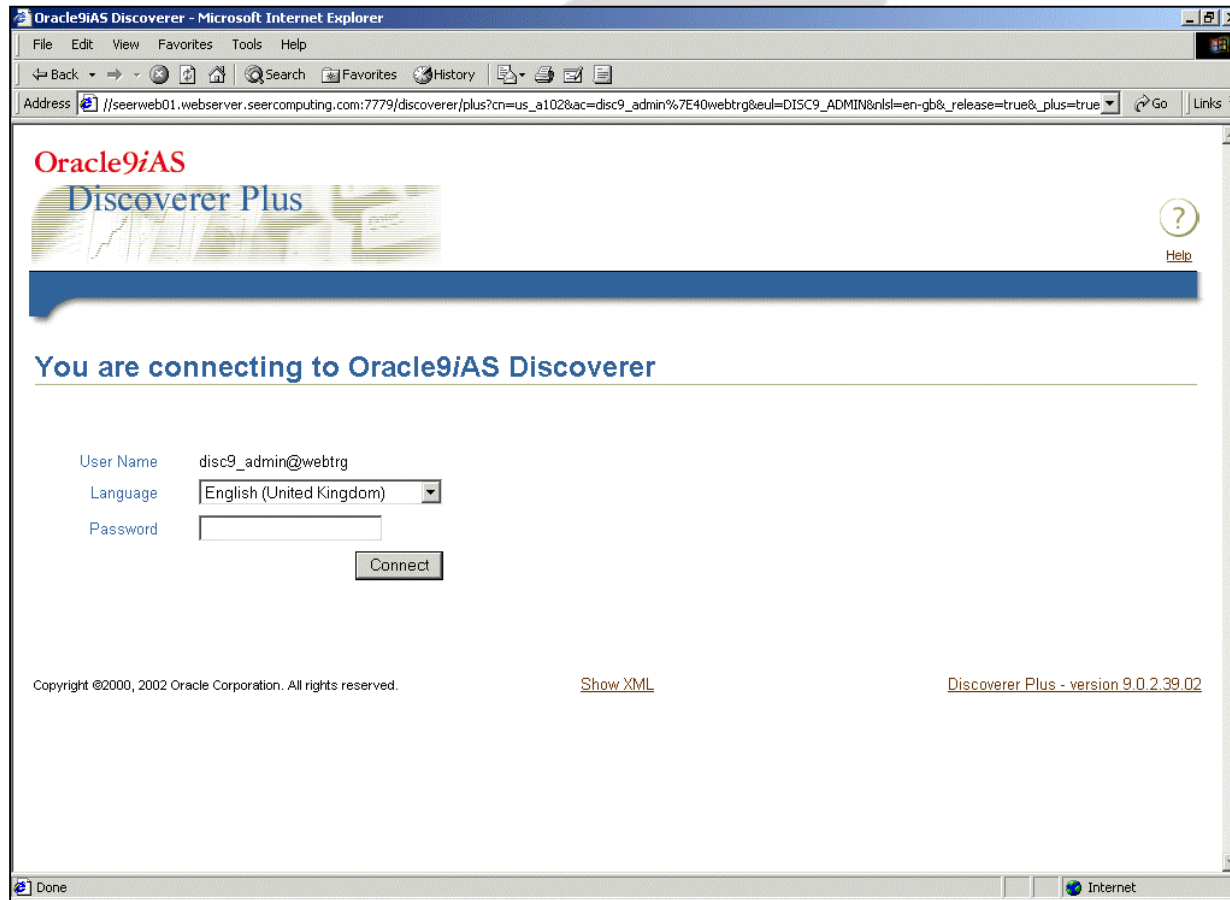
The screenshot shows the Oracle9iAS Discoverer Plus web interface. The browser title is "Oracle9iAS Discoverer - Microsoft Internet Explorer". The address bar shows the URL: http://seerweb01.websserver.seercomputing.com:7779/discoverer/plus?_sort_col=connection&_sort_dir=lh&_plus=true. The page header includes the "Oracle9iAS Discoverer Plus" logo and a "Help" link. Below the header, there is a section titled "Connect to Discoverer Plus" with instructions: "To connect to Oracle9iAS Discoverer, click the corresponding Connection in the table below. If the connection you are looking for isn't in the list, click Create Connection." A "Create Connection" button is located to the right of the instructions. Below this is a table with columns for "Details", "Connection", "Description", "Update", and "Delete". The table contains two rows: one for "disc9_admin_conn" and one for "scott_connection". At the bottom of the page, there is a copyright notice: "Copyright ©2000, 2002 Oracle Corporation. All rights reserved.", a "Show XML" link, and the version number "Discoverer Plus - version 9.0.2.39.02".

Details	Connection	Description	Update	Delete
▶ Show	disc9_admin_conn			
▶ Show	scott_connection			

Introduction - How to run Discoverer 9i Plus



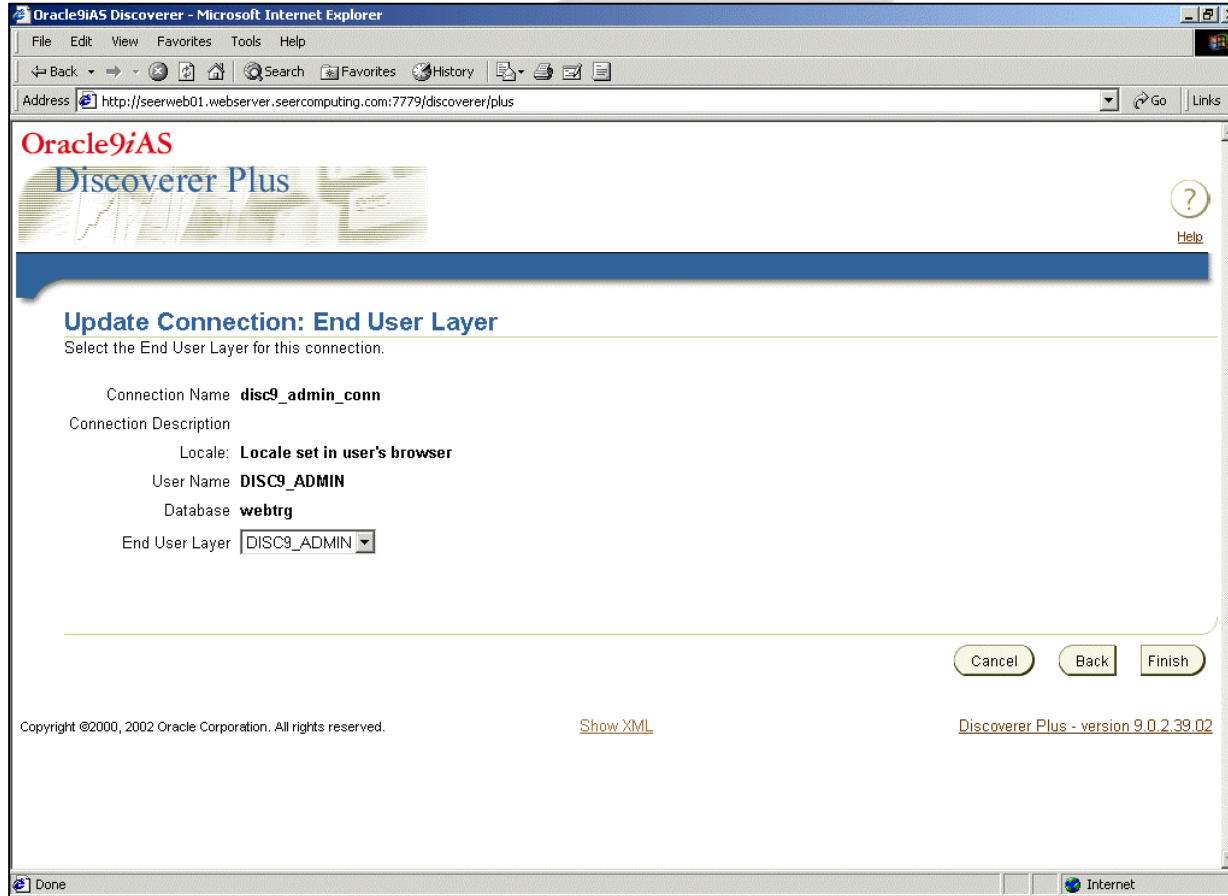
Having selected the chosen userid, the user is prompted for a password ...



Introduction - How to run Discoverer 9i Plus



In addition, selecting the update option will allow the user to select an EUL ...



Introduction - Comparison with Desktop



1. Client version is still necessary for Administration of Discoverer.
2. 9i Plus cannot save Workbooks to anything other than the Database.
3. Worksheet titles must be defined in Desktop for use in 9i Plus.
4. 9i Plus cannot open Workbooks from a user's hard disk/file system.
5. 9i Plus cannot define exceptions but will display them.
6. 9i Plus can only export as excel or HTML sheets.
7. 9i Plus can only have one workbook open at a time.
8. Right click functionality only available in Desktop.
9. 'Hyper-drill plug in' does not work in 9i Plus.
10. Worksheet columns cannot be selected in work area in 9i Plus.



11. Discoverer 9i Plus has a timeout facility.
12. Cannot import SQL.
13. Drilling in 9i Plus is much more limited than Desktop.
14. Backgrounds cannot be created or used in 9i Plus.
15. Conditions cannot create sub-query links
16. Cut and paste not available
17. Browser sessions which opened 9i Plus cannot be closed down or used for other URLs whilst 9i Plus is running.
18. Cannot re-connect whilst in 9i Plus, have to close session and re-run URL.