

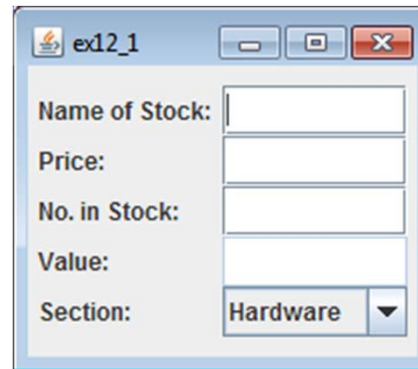


## Exercise Twelve

---

12.1 Create a new Project called exercise\_12 with a package called exercise\_12.  
Copy ex11\_4 as ex12\_1 ...

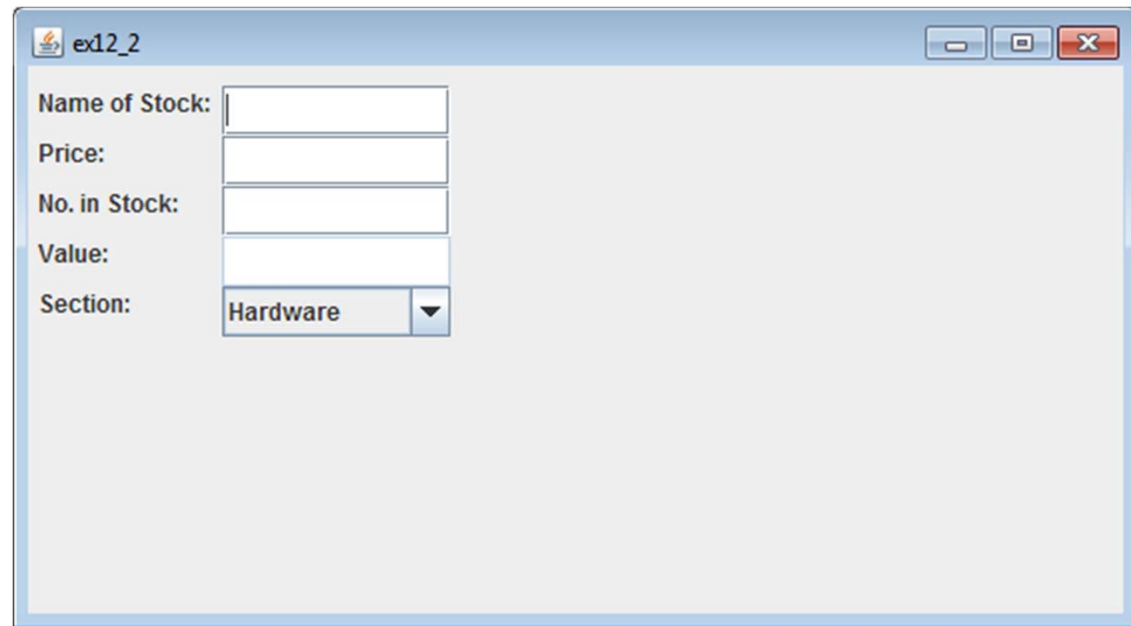
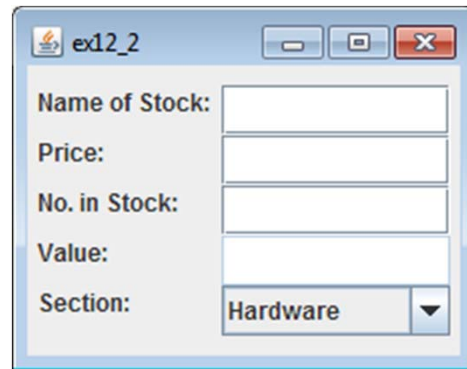
Create a JComboBox which gives the User five department options; "Hardware", "Plumbing", "Bathrooms", "Tools" and "Gardening" ...





## Exercise Twelve

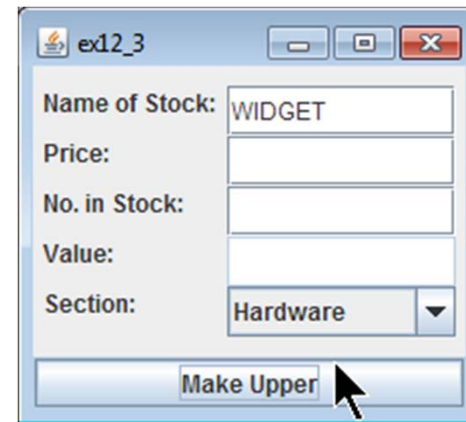
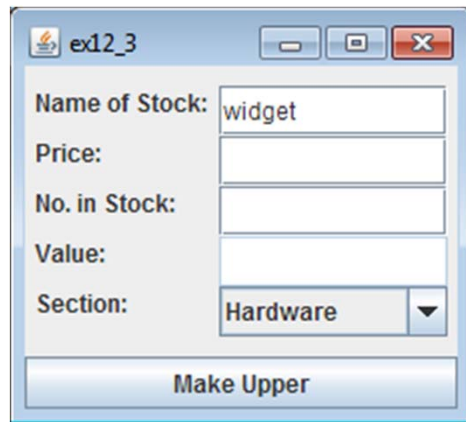
12.2 Copy ex12\_1 to ex12\_2. Convert the existing Layout to be a GroupLayout, prevent the JTextFields from distorting when the JFrame is made larger ...



# Exercise Twelve



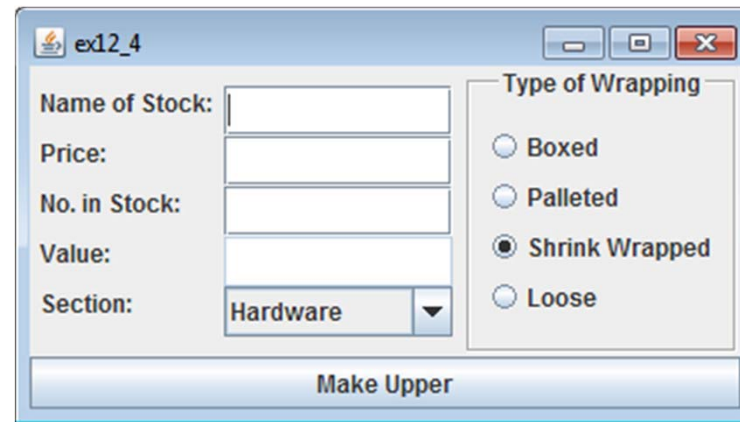
12.3 Copy ex12\_2 to ex12\_3. Extend this module to include a JButton, at this point a second and third layout will be needed, one of which should be a BorderLayout. Add an ActionListener which when the JButton is pressed will make the stock name uppercase ...



# Exercise Twelve



12.4 Copy ex12\_3 to ex12\_4. Amend the module to include a radio group of four radio buttons, these will represent the how the Stock is packed, valid values are ... "Boxed", "Palleted", "Shrink Wrapped", "Loose". Default the selection to "Shrink Wrapped".



# Exercise Twelve



12.5 Copy ex12\_4 to ex12\_5. Include a second button, when pressed this will output the values entered by the User onto the command line, in the following example the values are comma separated but if you wish to format them in other ways please do so ...

ex12\_5

Name of Stock: widget

Price: £12.00

No. in Stock: 10

Value: £120.00

Section: Hardware

Type of Wrapping

Boxed

Palleted

Shrink Wrapped

Loose

Make Upper Print

Problems @ Javadoc Declaration Console Bookmarks Tasks

ex12\_5 [Java Application] C:\Program Files\Java\jre1.8.0\_31\bin\javaw.exe (2 Mar 2015 20:36:50)

```
WIDGET,12,10,120.0,Shrink Wrapped,Hardware
```