

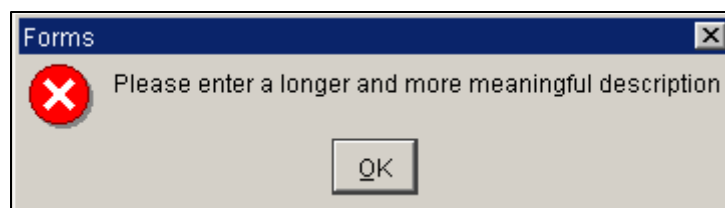


Exercise Eight

8.1 Return to module c:\course\ex5_5 if that is available.

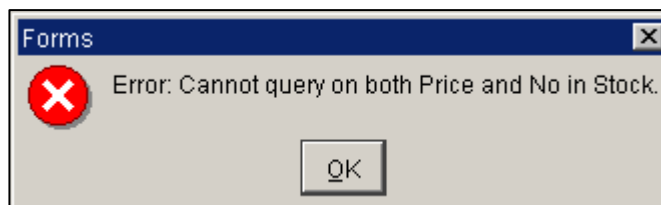
Change the message created for Stock Description to an Alert.

Save the module as c:\course\ex8_1



8.2 Change the message created for the querying of the Number in Stock and Price fields to an Alert.

Save the module as c:\course\ex8_2



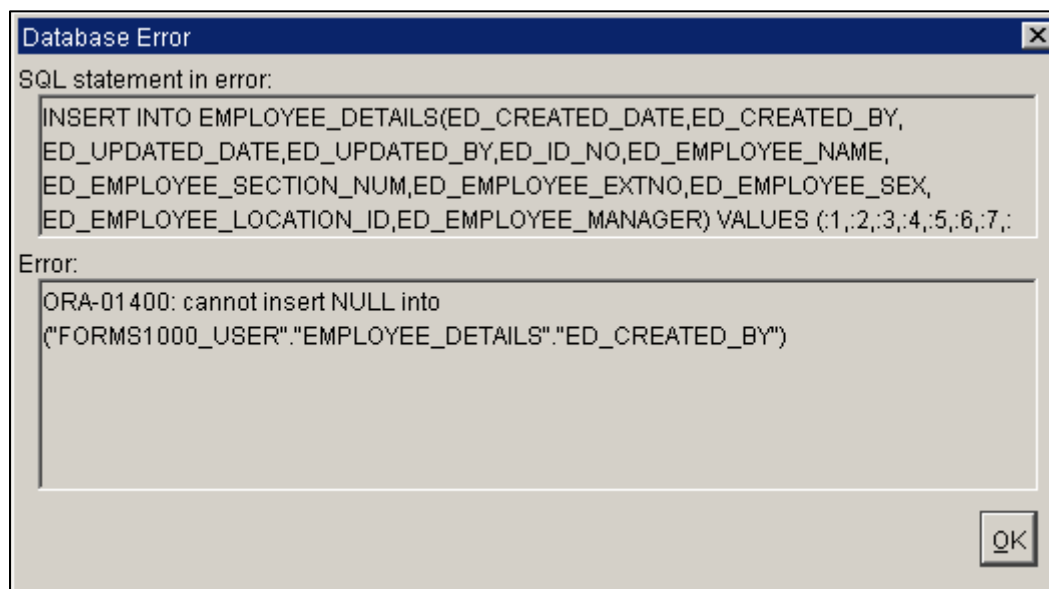


Exercise Eight

8.3 This next exercise will deliberately simulate an error in the Form, this has already been experienced by the Developer in Exercise Six, where the Audit column values were missing and Oracle issued an error that mandatory columns were null.

To simulate this problem open ex7_9 and disable the pre-insert trigger for the Employee_Details block, this will now display the following error when an insert is attempted ...

Save as c:\course\ex8_3



Exercise Eight

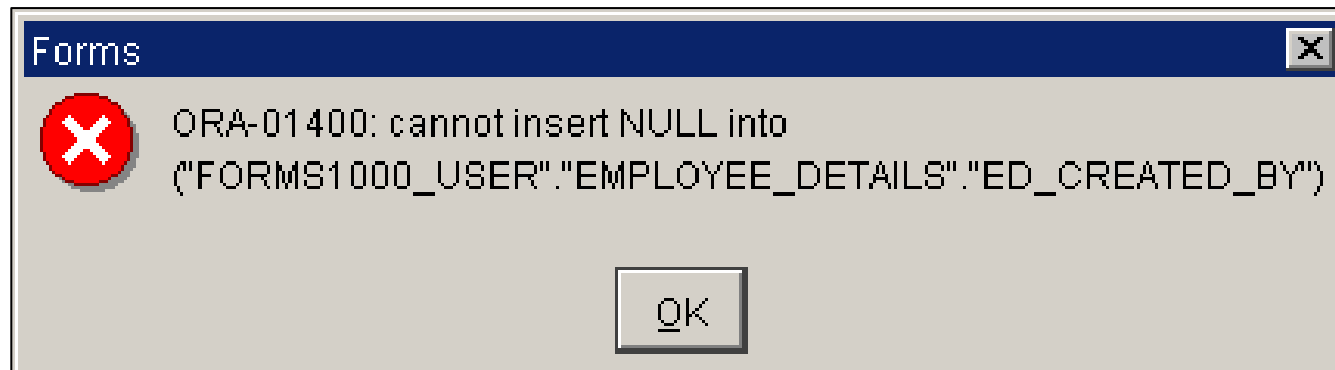


8.3 continued. Note that the Ora error number is 01400

Create an On-Error trigger and appropriate Alert to trap this error.

Make the On-Error trigger generic to handle any error returned from the Database.

Test that the Alert is displayed and then restore the Pre-Insert trigger. Save the module as EX8_3.





Exercise Eight

8.4 Open ex6_5 and drag and drop the On-Error trigger from ex8_3 into it. Select 'copy', subclass will be discussed in a forthcoming section.

This is to test that the On-Error trigger is generic.

Setting the Quantity of a new record greater than 1000, there is a database trigger on the table which does not allow a value over 1000 to be entered.

Ensure that the database message is displayed.

Save as c:\course\ex8_4.

The resultant message should be as follows ...

Exercise Eight



8.4 continued ...

WINDOW1

Order Details

Order	Description	Date	Qty	Price	Value
BATH MA	Forms		1200	£8.99	

ORA-20001: Quantity must not be greater than 1000
ORA-06512: at "FORMS1000_USER.
SEER_ORDDETS_BIU_TRG", line 17
ORA-04088: error during execution of trigger
'FORMS1000_USER.SEER_ORDDETS_BIU_TRG'

OK



Exercise Eight

8.5 Create a Timer at the start of the module which will display an alert every 30 seconds to remind the user to save their work. Save the module as c:\course\ex8_5.

The screenshot shows a window titled 'WINDOW1' containing a table with the following data:

Order	Description	Date	Qty	Price	Value
41	BRASS HANDLE	12-JAN-1900	1	£12.99	£12.99
1	SHOWER CURTAIN - PINK	01-JAN-2001	3	£14.99	£44.97
2	ELECTRIC SHOWER	01-JAN-2001	1	£79.99	£79.99
3	POZIDRIVE SCREWS		3	£6.99	£20.97
4	HINGE PACK (RH)		10	£6.99	£69.90
5	HINGE PACK (LH)		5	£6.99	£34.95
6	PILEDRIVER		1	£16.99	£16.99
7	RUBBER PLANT		10	£2.99	£29.90
8	HYACINTH	08-JAN-2001	1	£4.70	£4.70
9	BRASS HANDLE	09-JAN-2001	1	£12.99	£12.99

A modal dialog box titled 'Forms' is overlaid on the table. It contains a red 'X' icon and the text 'Remember to save your changes'. There is an 'OK' button at the bottom of the dialog.