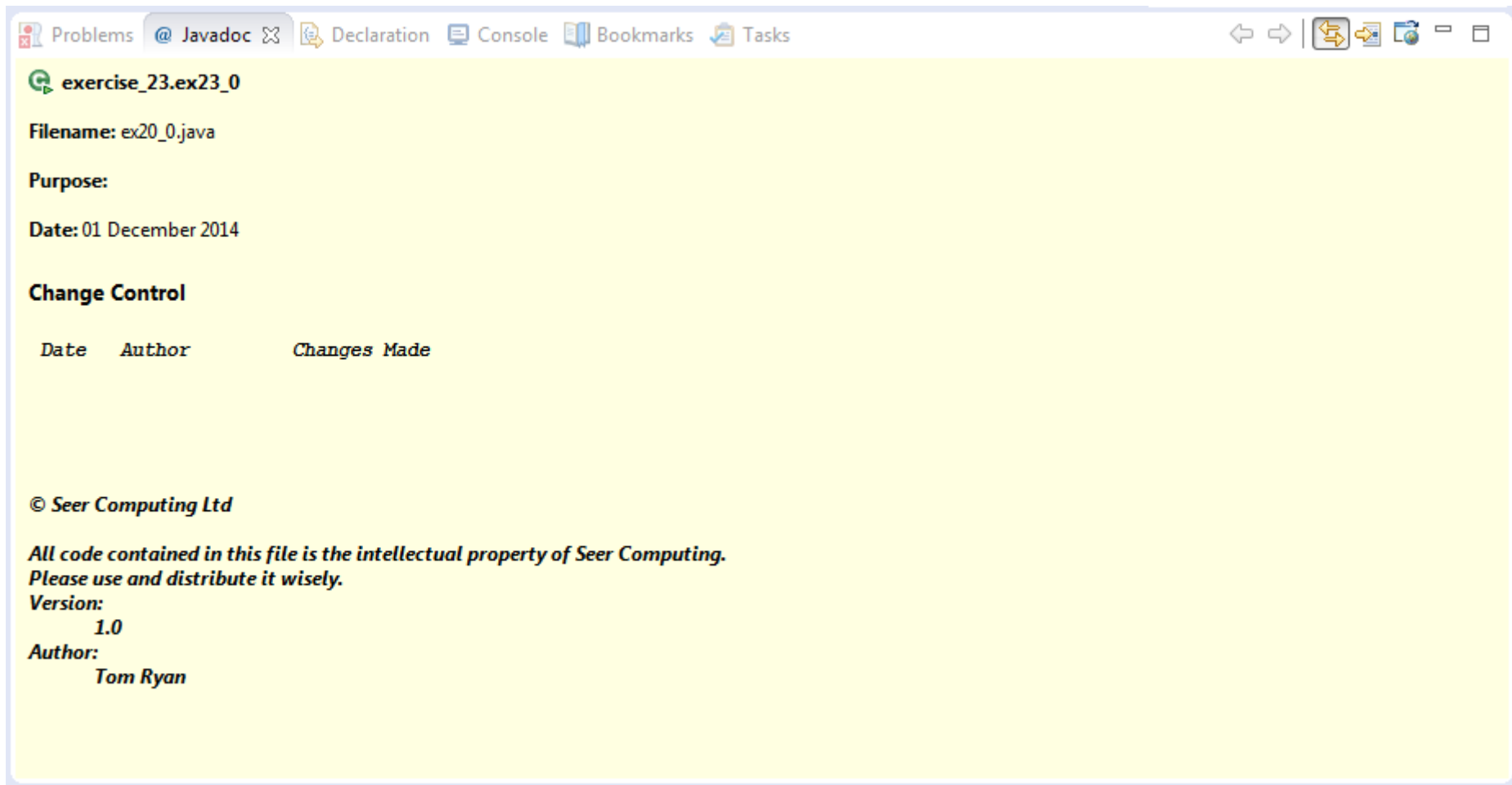


# Exercise Twenty Three



23.1 Import the exercise\_23 Project. Using Javadoc process document the ex23\_1 class ...



The screenshot shows the Eclipse IDE's Javadoc window for the file 'exercise\_23.ex23\_0'. The window title is 'exercise\_23.ex23\_0'. The content includes the filename 'ex20\_0.java', a 'Purpose:' section, a 'Date: 01 December 2014', and a 'Change Control' table with columns for 'Date', 'Author', and 'Changes Made'. Below the table is a copyright notice for Seer Computing Ltd, a disclaimer, and version information: 'Version: 1.0' and 'Author: Tom Ryan'. The IDE interface shows tabs for Problems, Javadoc, Declaration, Console, Bookmarks, and Tasks.

exercise\_23.ex23\_0

Filename: ex20\_0.java

Purpose:

Date: 01 December 2014

**Change Control**

| Date | Author | Changes Made |
|------|--------|--------------|
|------|--------|--------------|

© Seer Computing Ltd

All code contained in this file is the intellectual property of Seer Computing.  
Please use and distribute it wisely.

Version:  
1.0

Author:  
Tom Ryan

# Exercise Twenty Three



The screenshot shows the Eclipse IDE interface. The Package Explorer on the left lists the following classes under 'All Classes':

- Bad\_Gender
- Bad\_Gender\_Audit
- Bad\_Gender\_Named
- ex23\_0
- ex23\_1
- ex23\_2
- ex23\_3
- ex23\_4

The main editor area displays the 'Package exercise\_23' view. It includes a 'Class Summary' table with the following data:

| Class  | Description  |
|--------|--|
| ex23_0 | <b>Filename:</b> ex20_o.java<br><b>Purpose:</b><br><b>Date:</b> 01 December 2014 |
| ex23_1 | <b>Filename:</b> ex23_1.java<br><b>Purpose:</b><br><b>Date:</b> 01 December 2014 |



## Exercise Twenty Three

---

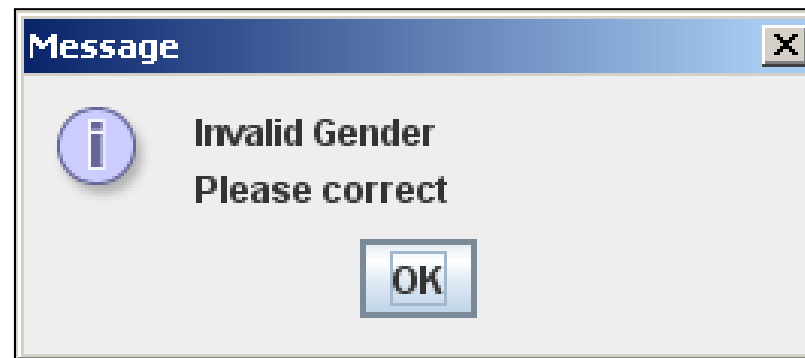
23.2 Copy the `ex23_0` class to `ex23_2`. This contains a multi-dimensional array called `people`, the Developer should loop through this array finding values which have mismatched gender and titles, to highlight the problem create a new Developer defined exception called `Bad_Gender`, throw this exception in `ex23_2`. Output the good records ...

*Mike Thomas*

*Betty Howells*

*Richard Baker*

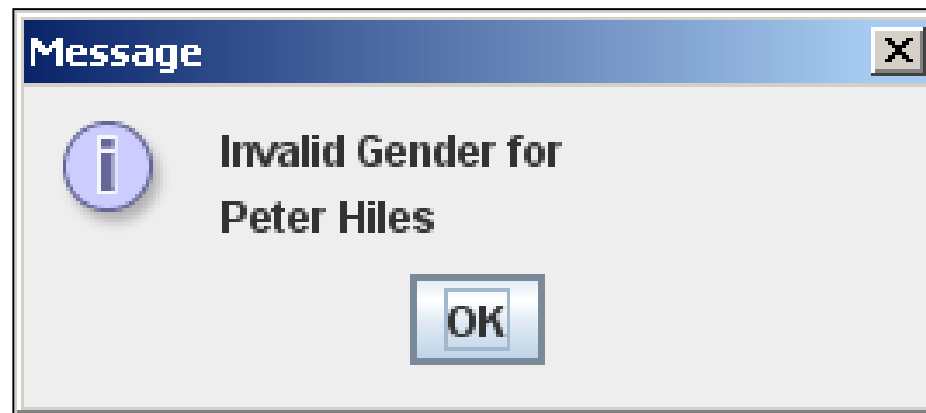
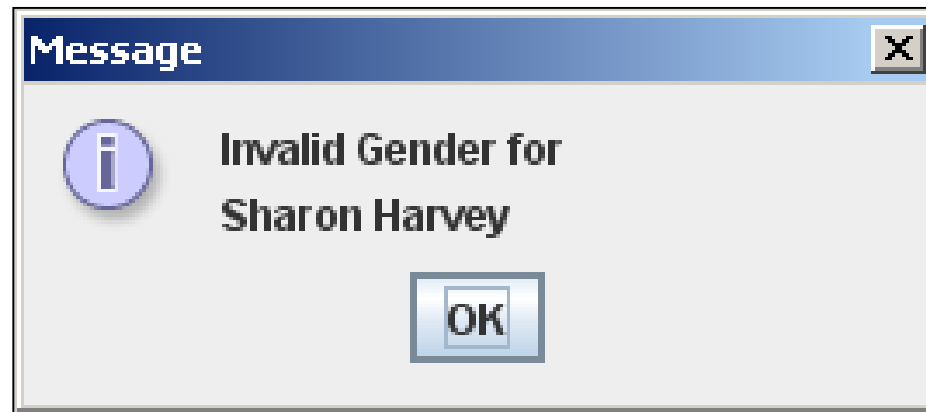
Create a dialog in the Exception to display the error ...



# Exercise Twenty Three



23.3 Copy the ex23\_2 class to ex23\_3. Copy the Bad\_Gender exception, called Bad\_Gender\_Named to display the name of the person with incorrect gender details, if not already done so make sure that every record in error is displayed ...



# Exercise Twenty Three



23.4 Copy the ex23\_3 class to ex23\_4. Copy the Bad\_Gender exception to Bad\_Gender\_Audit write to an audit file called c:\course\audit.txt ... the output should be as follows ...

